


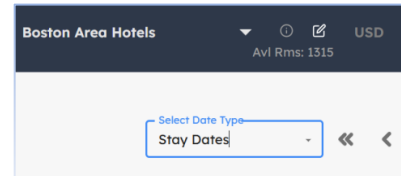
New: Preferred Revenue Optimization Platform (PROP) v4.0.0.0

Version 4.0 was released March 3, 2026, with the new Exports tab that includes the NEG-CON-IATA Report, AI Assistant for Hotel Set Creation, Ability to Query Hotel Sets based on hotel collection, Share Hotel Sets with other PROP users, update to the OTB latest date logic, and speed and stability improvements.

Changes & New Features:

AI Assistant for Hotel Set Creation:

1. In PROP, you can define **sets** of hotels to analyze as a group. To define a hotel set, click the edit icon  to the right of the hotel selection box. (Full details on page 4 of the User's Guide.)




2. v4.0 provides the users the ability to create hotel set queries via an AI assistant, no longer requiring a user to understand the semantics of querying.

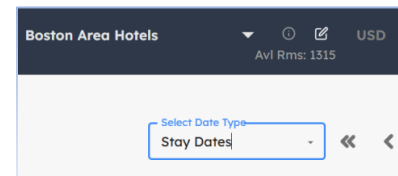
3. Use the new 'Natural Language Text' field available in the Hotel Sets window to type in your desired grouping and press the 'Generate' button to have the AI assistant generate the appropriate query. Once the query is available, press on 'Preview' to view the list of hotels populated in the 'Hotel Set Query' window above.

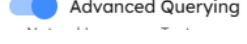
A screenshot of the 'Advanced Querying' form. It has a blue toggle switch for 'Advanced Querying'. Below it is a 'Natural Language Text' field with a red plus icon and the text 'hotels with more than a 100 rooms'. To the right of this field is a 'GENERATE' button. Below that is a 'Hotel Set Query' field with the text 'roomCapacity > 100'. To the right of this field is a 'PREVIEW' button.

NOTE: Currently, each user will be limited to a maximum of 4 to 5 prompts per day.

Ability to Query Hotel Sets Based on Hotel Collection:


1. PROP v4.0 gives users the ability to create hotel sets based on hotel collections.
2. Navigate to 'Hotel Sets' by clicking on the edit icon  in the navigation bar.




3. Turn on Advanced querying. 
4. Enter a query using an EQUAL or LIKE statement for a collection.

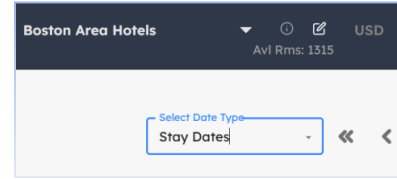
e.g. collection EQUAL 'LVX' - selects all available hotels for the user in the LVX collection

collection LIKE '%Historic%' – selects all available hotels for the user that have 'Historic' in the collection name.

5. Click on 'Preview' button  to execute the query, applicable hotels will be listed in the 'Hotel Set Query' window above.



Share Hotel Sets with Other Users:

1. PROP v4.0 gives users the ability to share their hotel sets with other PROP users.
2. Navigate to 'Hotel Sets' by clicking on the edit icon  in the navigation bar.



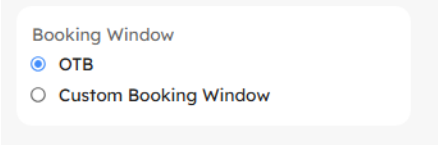
3. Select the saved hotel set you want to share with another user,

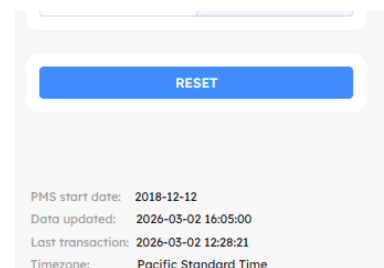


4. Click on the 'Export' button 
5. Select the location on your computer to download the exported hotel set.
6. Share the exported file with a user via email or any other file transfer method.
7. The user receiving the shared file can use the 'Import'  button in the Hotel Sets window to import the hotel set to their profile.

NOTE: A user must have access to all hotels in the hotel set file in order to successfully import the hotel set to their profile.

Update to the OTB latest Date Logic

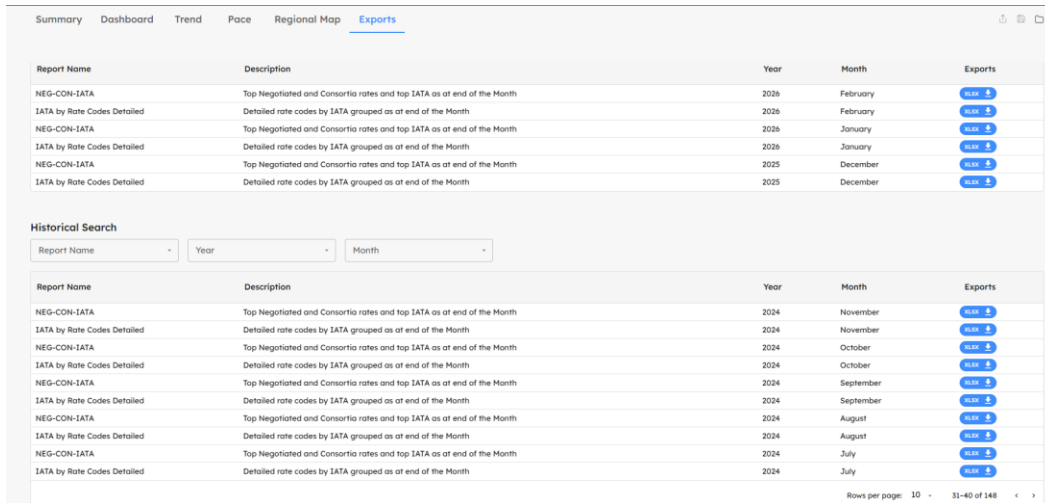
1. When selecting a booking window for the data displayed on PROP, the default selection is set as 'OTB'
- 
2. The logic to determine the start and end dates of the Booking window range was implemented as,
Start Date = 2015-01-01 (fixed point in the past representing negative infinity)
End Date = Current System Date of the logged in User
 3. Considering that a user might log in after the daily data refresh of the application has occurred, using the current system date as the end date for the Booking Window range without transactions for the date would be inaccurate, especially when using Same Time Last Period (STLP) time comparisons.
 4. The Booking window date range logic was updated to consider 1 day prior to the most recent data refresh date. The new Booking window range for OTB will be as follows,
Start Date = 2015-01-01 (fixed point in the past representing negative infinity)
End Date = Data Updated Date (available at the bottom left) – 1



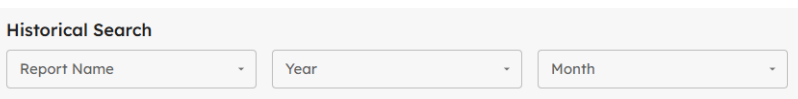
Exports Tab with NEG-CON-IATA Report and IATA breakdown by Rate Codes:


1. PROP v4.0 gives users the ability to download the following reports via the new Exports tab,
 - a. NEG-CON-IATA report
 - b. IATA breakdown by Detailed Rate Codes

2. The Exports tab will consist of 2 tables.
 - a. The first table will contain the NEG-CON-IATA and IATA breakdown reports for the most recent 3 months.
 - b. The second table will contain historical NEG-CON-IATA and IATA breakdown reports from the most recent month till January 2020.



3. Users will be able to use the filters provided above the second table to find the required report by report type, year and month.



4. Clicking on the 'Export' button  will download an excel file of the report to your computer for additional filtering and analysis.

Talk to your Preferred or Amica representative for any questions or feedback!